Universität Stuttgart

Setting up eduroam Android (employee)

To correctly set up eduroam on an Android device, the geteduroam app and a valid ac-account are required. Additionally, it is important to ensure that there is no existing eduroam connection in the network settings.

1. Download

The geteduroam app must first be downloaded from the Play Store. By tapping on Install, the download can be started.

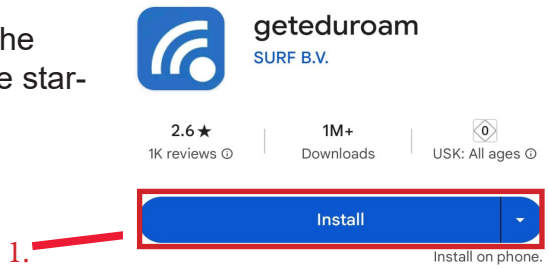

2. Open the app on your Android device.
2.1 Search for „Universität Stuttgart“ under Institutes.
2.2 Select the role „Staff“
2.3 Fill in the username and password with the long version of your ac-account and your student password.

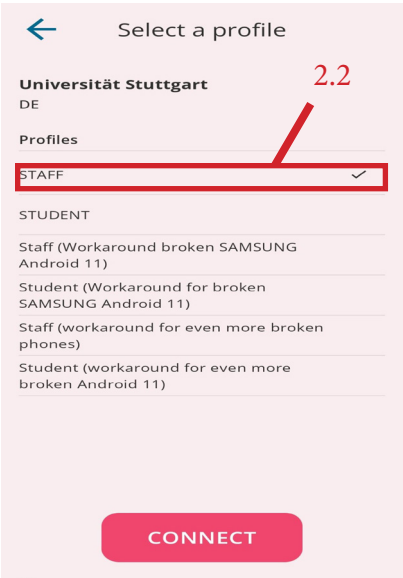

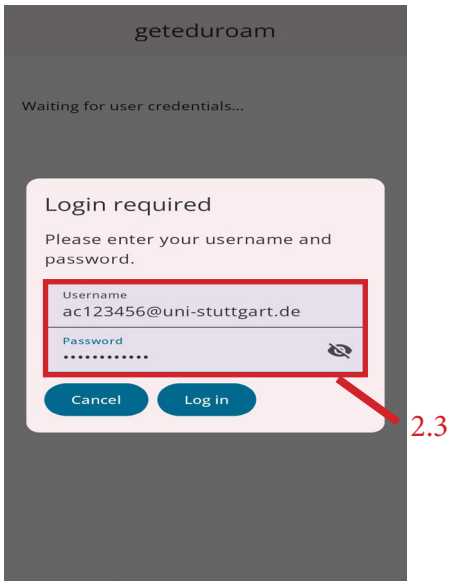

3. After logging in, a message will appear indicating that eduroam has been successfully set up. You can then close the app and connect to eduroam under available Wi-Fi networks.

Stand: Mai 2024

Benutzerberatung des TIK
Pfaffenwaldring 57, Raum 0.704
70569 Stuttgart

Telefon: 0711 685-88001
tik.uni-stuttgart.de/beratung
support@tik.uni-stuttgart.de