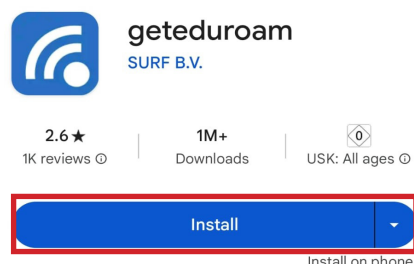


## Setting up eduroam Android (English)

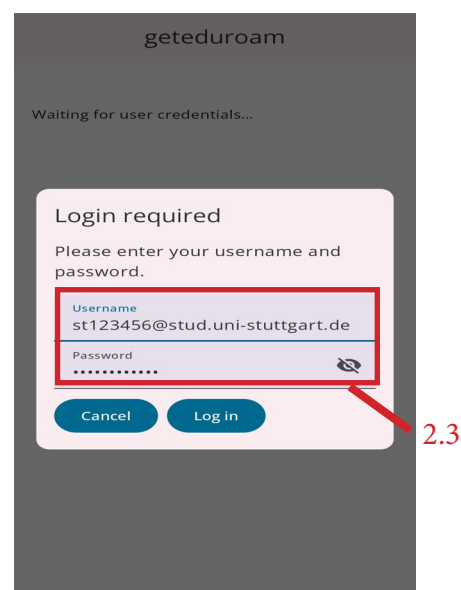
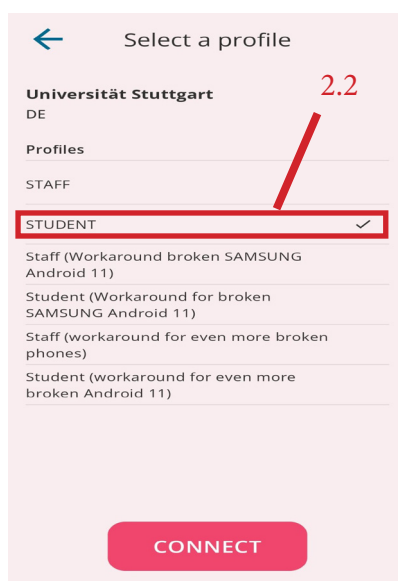
To correctly set up eduroam on an Android device, the geteduroam app and a valid st-account are required. Additionally, it is important to ensure that there is no existing eduroam connection in the network settings.

### 1. Download

The geteduroam app must first be downloaded from the Play Store. By tapping on Install, the download can be started.



2. Open the app on your Android device.
  - 2.1 Search for „Universität Stuttgart“ under Institutes.
  - 2.2 Select the role „Student.“
  - 2.3 Fill in the username and password with the long version of your st-account and your student password.



3. After logging in, a message will appear indicating that eduroam has been successfully set up. You can then close the app and connect to eduroam under available Wi-Fi networks.

Stand: Mai 2024



Benutzerberatung des TIK  
Pfaffenwaldring 57, Raum 0.704  
70569 Stuttgart

Telefon: 0711 685-88001  
tik.uni-stuttgart.de/beratung  
support@tik.uni-stuttgart.de